
WIDEX ALLURE™ APP

Simple Control. Better Hearing. Stay Connected.

The Widex Allure App is designed to make your hearing experience easier and more personalized. With simple controls, helpful guides, and seamless connectivity, you can stay fully connected to the world around you.

📱 Get Started: Download the **Widex Allure** App from: Apple App Store or Google Play Store

🔗 How to Pair Your Hearing Aids

For iPhone (Apple®)

1. Turn Bluetooth ON in Settings
2. Go to: Settings → Accessibility → Hearing Devices
3. Turn hearing aids OFF and ON
4. Select your hearing aids and tap Pair
5. Open the app to complete connection

For Android™

1. Through the App:
2. Turn hearing aids OFF and ON
3. Open the Allure app
4. Select Open Connection Guide
5. Follow on-screen instructions
6. Through Phone Settings:
7. Go to Settings → Connections → Bluetooth
8. Turn hearing aids OFF and ON
9. Select hearing aids from available devices
10. Tap Pair
11. Open the app to connect

🔧 Help & Troubleshooting: Inside the app, you can:

- Watch video guides
- Fix connection issues
- Learn about your hearing aids
- Use Find My Hearing Aids

⚠️ Troubleshooting Tips

If Streaming Isn't Working (iPhone):

- Check: Settings → Accessibility → Hearing Devices
- Set Audio Routing to Automatic
- Restart Bluetooth
- Check Wi-Fi or cellular connection

If Pairing Isn't Working:

- Make sure Bluetooth is ON
- Keep hearing aids close to phone
- Restart hearing aids
- Check app permissions for Bluetooth







Still Not Working?


- Unpair and re-pair devices
- Restart phone and hearing aids
- Reopen the app and try again

WIDEX ALLURE™ APP

Simple Control. Better Hearing. Stay Connected.


App Home Screen Features

-  Battery Status – Check battery and connection
-  Program Changes – Adjust for different environments
-  Sound Customization – AI Assistant, Equalizer, Directional Focus
-  Volume Control – Adjust overall and left/right balance
-  Help & Support – Guides and troubleshooting
-  Find My Hearing Aids – Locate lost devices





 Stream Audio: Listen to phone calls, music, and more directly through your hearing aids.

How to Adjust Streaming:

1. Start audio on your phone
2. Open the Allure app
3. Adjust:
 - Phone Volume (streaming sound)
 - Surrounding Volume (environment sound)
4. Use Adjust Sound to fine-tune audio

 Customize Your Sound: Make your hearing experience truly personal.

Features:

-  Directional Focus – Choose where to listen
-  AI Quick Assistant – Auto-adjust for your activity
-  Equalizer – Adjust frequencies
-  Favorites – Save preferred settings

 AI Sound Assistant: Create custom listening programs for different situations.

How it Works:

1. Select AI Sound Assistant
2. Choose a situation (e.g., dining, conversation)
3. Compare sound options
4. Save your preferred setting